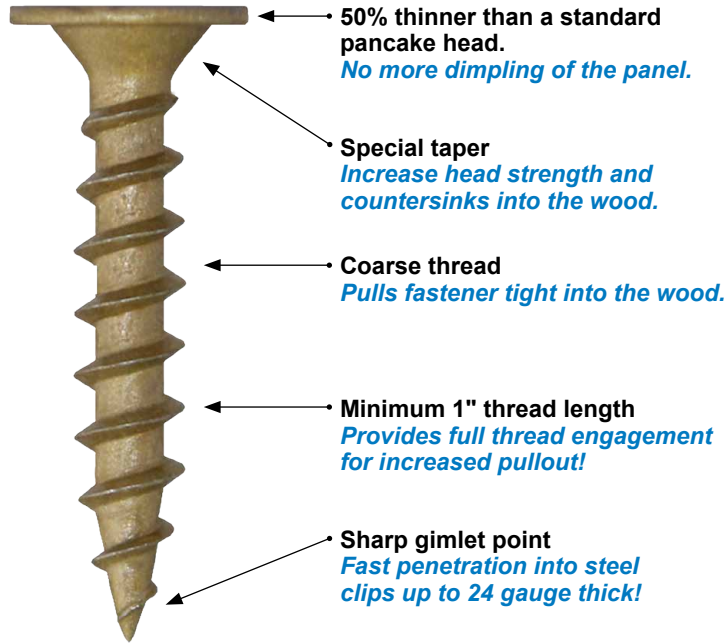



Need it Ultra Low?



Trust the original Ultra Low Profile Screw!

The CONCEALOR[®] ULP screws are engineered to attach standing seam roof clips to wood. They are the preferred screw for attaching clip-less nail hem metal roof panels, are easy to install, and provide optimal strength. ULP's are supplied with TRI-SEAL[®] 1,000-hours salt spray coating which can be used in treated and fire treated lumber.



Available in lengths up to 2-1/8"!

Bagged 250 pcs. per bag for your convenience!

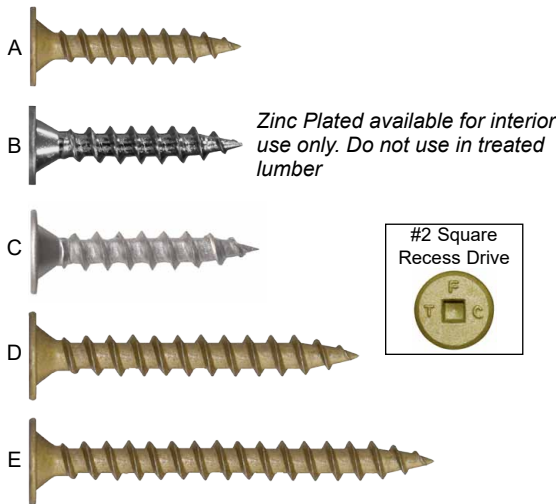
MEETS FLORIDA BUILDING CODE 1506.6 & R904.5.2 (TRI-SEAL[®] & SS ONLY)

Sizes

Pierce up to 20 ga steel

	Description	Part Number	Box Quantity	WT Per Box	Price
A	#10-9 X 1-1/8" ULP (CS) Long-life TRI-SEAL [™] coated	10112SPCUGCSTS	5,000	31.0 lbs	
B	#10-9 X 1-1/8" ULP (CS) Zinc Plated Interior Use Only	10112SPCUGCSZP	5,000	31.0 lbs	
C	#10-9 X 1-1/8" ULP (410 SS) Passivated	101125PCUGS4	5,000	32.0 lbs.	
D	#10-9 X 1-5/8" ULP (CS) Long-life TRI-SEAL [™] coated	1062SPCUGCSTS	3,000	34.0 lbs.	
E	#10-9 X 2-1/8" ULP (CS) Long-life TRI-SEAL [™] coated	10212SPCUGCSTS	1,500	17.0 lbs.	

CS = Carbon Steel - C1018 / C1022
410 SS = 410 Stainless Steel



TECHNICAL INFORMATION

Description: #10-9 Gimlet Point self-tapping screw
Head Style: Ultra low pancake head with taper.
Drive System: #2 square recess
Head Thickness: .040"
Material: C1022 carbon steel
410 Stainless steel
(Copper Roofing Compatible)
Heat Treat: Case hardened to ANSI/ASME B18.6.4 specification
Finish
Carbon Steel: TRI-SEAL[™] long-life coating (1,000hrs. salt spray)
Stainless Steel: Passivated (48hrs. salt spray)

Thread Detail

Major Diameter: .195"
Minor Diameter: .125"
Stress Area: .01267 in²

Pullout - Average Ultimate in Pounds

Fastener Dia. & Point	Wood Type						
	1/2" Plywood	5/8" Plywood	3/4" Plywood	7/16" OSB	19/32" OSB	23/32" OSB	2 x 4 SYP
#10-9 GP	383	395	574	136	356	514	813

Farabaugh Engineering Test: Project No. T279-10

Rev 040711

Fastener Strength

Torsional	60 lb-in
Tensile	1,520 lbs. min.
Shear	1,150 lbs. min.

Installation: Do not use impact drivers!
Use 2,500 RPM max variable speed screw drivers
with torque control or depth sensing nosepiece.