




It's time to get twisted!

Are you looking for complete selection of standard and custom pre-tied wires? Triangle Fastener is the source!

We offer a full line of pre-tied wires for fastening into metal, wood, or concrete. Our fasteners, clips, and tools assure a positive connection and easy installation.

With our in-house production, we produce high quality ties and quick delivery.



In Stock for Immediate Shipment!

- Pin and clip combos
- Angle clips with self-drillers
- Acoustical toggle bolts
- 2-1/2" timber pin and clips
- Angle clips
- Angle clips with Tapcons
- Acoustical eye lags
- Caddy Clips

We can assemble and tie the wire to a specific fastener



**Fasteners and Clips
Pin and Clip**

For metal wood or concrete applications
*Concrete pins
*Stepdown steel pins
*2-1/2" Timber pins



Self-drilling

Use in steel deck applications
1/4 x 2"
1/4 x 2-3/4"



Wedge Anchor

Use in concrete applications.
Contact TFC for a size to meet your specific requirement.



Lag

Use in wood applications
1/4" x 3"
1/4" x 4"
1/4" x 5"



Toggle

Supplied with nut, washer, and toggle
1/4-20 x 4"
1/4-20 x 5"



TAPCON®

Use in concrete applications
3/16" x 1-1/4" & 1-3/4"
1/4" x 1-1/4" & 1-3/4"
HWH

We can assemble most fasteners for your specific need!



BLAZER® Self-drilling

Use in metal applications up to 1/2" thick
#10 x 3/4" DP3
#12-14 x 1" DP3
#12-24 x 7/8" DP4
#12-24 x 1-1/4" DP5

Structural Attachment Clips



Clip-Pur
Z-purlin applications



J-Clip
Open web bar joist applications
(1/16" to 1/4" flange)



J-Master Tool for installing Clip-Pur and J-Clip

Clip-Pur and J-Clip are tradenames of ITW Ramset

Choose a wire from our standard lengths

Wire size and load capacity

12 gauge (.105") Ultimate weight capacity of 600 lbs.
* 9 gauge (.147") Ultimate weight capacity of 1,190 lbs.

Wire lengths (Custom lengths available)

4 foot - 6 foot - 8 foot - 12 foot - *16 foot
* Available upon request

For load values of fasteners, refer to the appropriate product page for the item listed.

J-Master Tool® -L1700

For attachment of J-Clip® (L1701) and Clip-Pur® (L1801) Hanger Wire Clips.



Clips Used With the J-Master Tool®

J-Clip® (L1701)

- Strong, reliable attachment of pre-tied hanger wire.
- Use for open web bar joists or purlins.
- Each clip fits 1/16"-1/4" flanges.

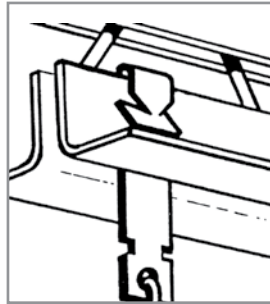


Clip-Pur® (L1801)


- Fast, easy attachment of pre-tied hanger wire from Z-Purlins.
- Disengages from J-Master tool after installation.
- Two magnetic strips attached to J-Master tool make installation easy.



Easy Installation



1. Attach a 1/2" pipe extension (dielectric pole available) to the threaded end of a J-Master tool, and place pre-wired J-Clip into tool.
2. Insert the J-Clip up into the void between the two base angles. Position the clips over the vertical flange and pull down.
3. Disengage the tool by lifting up and out.



1. Attach J-Master tool to end of threaded 1/2" pipe or dielectric pole. Lay pre-tied Clip-Pur against magnetized strips.
2. Raise the Clip-Pur up to the purlin. Position the clip on the 45° flange and give a downward tug, the clip is now in position.
3. Disengage the tool by lifting up and out.



J-Clip attached to the J-Master Tool



Clip-Pur attached to the J-Master Tool