

## #14-13 DP1 - METAL OR WOOD

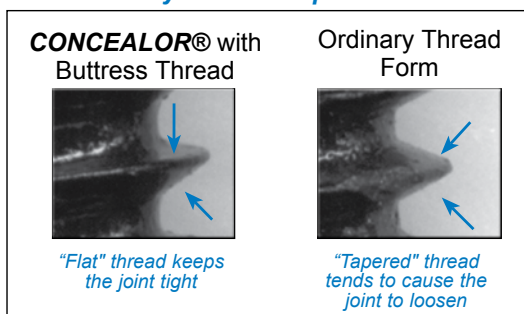
*Fasten into metal or wood*



**#14 DP1 CONCEALOR®** is engineered to perform in a variety of applications. Special buttress thread form provides exceptional clamping loads and resists loosening compared to ordinary thread forms. Specified in many metal roofing systems to attached SSR clips over rigid insulation into metal deck.

**FM approved for preliminary attachment of nail base insulation without the use of stress plates.**

*Here is why we use a special thread...*



Description	Attachment Thickness	Part Number	Carton Quantity	Wt Per M Pcs
#14-13 x 1-1/2" DP1	<=1.000"	141500C1	2,500 pcs	14.0#
#14-13 x 2" DP1	<=1.500"	142000C1	1,000 pcs	18.0#
#14-13 x 3" DP1	.125" - 2.500"	143000C1	1,000 pcs	26.0#
#14-13 x 4" DP1	.125" - 3.500"	144000C1	1,000 pcs	29.5#
#14-13 x 4-1/2" DP1	.625" - 4.000"	144500C1	1,000 pcs	36.5#
#14-13 x 5" DP1*	1.125" - 4.500"	145000C1	1,000 pcs	40.0#
#14-13 x 6" DP1*	2.125" - 5.500"	146000C1	1,000 pcs	47.0#
#14-13 x 7" DP1*	3.875" - 6.500"	147000C1	500 pcs	54.0#
#14-13 x 8" DP1*	4.875" - 7.500"	148000C1	500 pcs	57.0#
#14-13 x 9" DP1*	5.875" - 8.500"	149000C1	500 pcs	61.0#

Epoxy Coated 15 cycles Kesternich. Exceeds FM 4470

\*Longer thread length available.



**Now available in lengths up to 9"!**



## #12-24 DP4 - THICK METAL

*Fasten into metal from 14 gauge up to 1/4"*

*(For optimal strength, consider using our 1/4-14 DP3 listed on page 22.)*



**#12 DP4 CONCEALOR®** Heavy Duty fasteners can drill and tap up to 1/4" steel! Great for heavy gauge applications requiring a low profile head. Coated with an epoxy finish that exceeds FM4470 specification assuring long-life corrosion resistance.



Description	Attachment Thickness	Part Number	Carton Quantity	Wt Per M Pcs
#12-24 x 1-3/8" DP4	<=.375"	121375C35E	2,500 pcs	16#
#12-24 x 2-3/4" DP4	<=1.500"	122750C35E	1,000 pcs	26#
#12-24 x 3-3/4" DP4	.375" - 2.500"	123750C35E	1,000 pcs	34#
#12-24 x 4-3/4" DP4	1.375" - 3.500"	124750C35E	1,000 pcs	40#
#12-24 x 5-3/4" DP4	2.375" - 4.500"	125750C35E	1,000 pcs	48#
#12-24 x 6-3/4" DP4	3.375" - 5.500"	126750C35E	1,000 pcs	54#
#12-24 x 7-3/4" DP4	4.375" - 6.500"	127750C35E	1,000 pcs	62#

Epoxy Coated 15 cycles Kesternich. Exceeds FM 4470

## 1/4-14 DP3 - DRILL AND TAP UP TO 1/4" THICK STEEL

**Fasten into metal from 20 gauge up to 1/4"**



**#14 DP3 CONCEALOR®** pancake head screws are designed for heavy gauge applications and can drill and tap up to 1/4" steel. The 1/4-14 thread produces greater strength and resists bending compared to smaller diameter screws.

These screws are coated with TRI-SEAL™ long-life coating that exceeds FM4470 specification and provide 1,000-hours salt spray performance.


### SPECIAL HEAD DESIGN



- 5/8" diameter head increases pullover strength and minimizes dimpling.
- #3 square recess drive provides stability during installation.

	Description	Attachment Thickness	Part Number	Carton Quantity	Wt Per M Pcs
A	1/4-14 x 2" DP3	1.000" Max	14200SPC3CSTS	1,000 pcs	19#
B	1/4-14 x 3" DP3	1.375" to 2.125"	14300SPC3CSTS	1,000 pcs	27#
C	1/4-14 x 4" DP3	1.625" to 3.125"	14400SPC3CSTS	500 pcs	34#
D	1/4-14 x 5" DP3	2.750" to 4.125"	14500SPC3CSTS	500 pcs	42#
E	1/4-14 x 6" DP3	3.750" to 5.125"	14600SPC3CSTS	500 pcs	50#

### Choose from a variety of lengths!



Special "un-threaded" section is engineered to eliminate "jacking" when installing insulated panels!

### PERFORMANCE SPECIFICATIONS

Pullout Strength (Ultimate Average in Pounds)

Gauge	20ga (.036")	18ga (.048")	16ga (.060")	14ga (.075")	12ga (.105")	1/8" (.125")	3/16" (.188")	1/4" (.250")
<b>Pullout</b>	343	533	886	1,077	2,170	2,030	3,863	*4,493

\* Exceeds tensile strength


### Mechanical and Physical Properties

Thread Diameter: 1/4" (.250" nominal)  
 Thread Pitch: 14  
 Head Diameter: .625"  
 Head Thickness: .100"  
 Material: C-1022  
 Case Hardened per SAE J-78  
 Tensile Strength: 4,275 lbs.  
 Torsional Strength: 150 lbs.-in.  
 Shear Strength: 2,600 lbs.

### SPECIAL APPLICATIONS

Use to attach a variety of material to steel up to 1/4" thick!

ARCHITECTURAL INSULATED PANELS



STRUCTURAL INSULATED PANELS



NAIL BASE



METAL ROOF CLIPS

