




# ABRASIVE WHEELS - HIGH SPEED CUTTING

## TYPE1 HIGH SPEED GAS & ELECTRIC SAW WHEELS FOR CUTTING ONLY



### Steel A24/30SB Heavy Duty

A durable, hard working blade for a variety of metal cutting applications on the job site. Excellent for rebar, steel pipe, sheet metal, and structural steel or stainless.



- Maximum Productivity
- Exceptional Value
- State Of The Art Engineering



Use on High Speed Saws

### Sheet Metal, Decking A24TB-Long Life

Built to withstand the wear of sharp metal edges, this blade stands up to sheet metal, roof decking, and cut dismantling jobs.

### RailTrack A30PB-Extra Fast Cut

Designed for rail cropping. Straight, fast cuts on all sizes and weights of rail.

### Ductile, Cast Iron AC24SB-Heavy Duty

For sewer and water construction and maintenance. Cuts ductile iron, cast iron and concrete lined pipe.

### Asphalt, Green Concrete C16UB-Long Life

Made of extra coarse silicone carbide, C16UB provides aggressive free cutting action, in a wide range of aggregates.

### Prestressed Concrete C30SB-Heavy Duty

Designed for extra fast cutting in prestressed concrete.

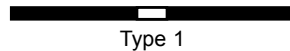


### Concrete C30UB Heavy Duty

The contractors' choice for all-around performance when cutting concrete and masonry products, including brick, block and pipe. Also cuts PVC and ductile iron pipe (for best results on ductile, see Specialist AC24SB-Ductile, Cast Iron listed below).



- Job Focused
- Peak Performance



Type 1

Dimensions Dia. X Thk X Arbor	Max RPM	Heavy Duty		Box Qty.
		Metal A24/30SB	Concrete C30UB	
12" X 1/8" X 20 mm	6,300	F5078	L5315	10
12" X 1/8" X 7/8"	6,300	F5286	L5316	10
12" X 1/8" X 1"	6,300	F5292	L5317	10
14" X 1/8" X 20 mm	5,460	F5653	L5703	10
14" X 1/8" X 7/8"	5,400	F5650	L5708	10
14" X 1/8" X 1"	5,400	F5687	L5727	10

Dimensions Dia. X Thk X Arbor	Max RPM	Sheet Metal Decking Long Life A24TB	Rail Track Extra Fast Cut A30PB	Ductile Cast Iron Heavy Duty AC24SB	Asphalt Gr. Concrete Long Life C16UB	Prestressed Concrete Heavy Duty C30SB	Box Qty
12" X 1/8" X 20 mm	6,300			L5017		L5310	10
12" X 1/8" X 7/8"	6,300			L5018			10
12" X 1/8" X 1"	6,300		F5098	L5019			10
12" X 5/32" X 20 mm	6,300	F5293			L5330		10
12" X 5/32" X 7/8"	6,300	F5299			L5332		10
12" X 5/32" X 1"	6,300	F5314			L5334		10
14" X 1/8" X 20 mm	5,460			L5617			10
14" X 1/8" X 7/8"	5,400			L5618			10
14" X 1/8" X 1"	5,400		F5681	L5619			10
14" X 5/32" X 20 mm	5,460	F5693			L5710		10
14" X 5/32" X 1"	5,400	F5614			L5712		10
16" X 1/8" X 1"	4,500		F6681				10



**TYPE 27 DEPRESSED CENTER GRINDING WHEELS FOR GRINDING ONLY**



**Metal, Stainless  
A30S-Fast Grinding**

Aggressive grinding with good life. The A30S performs well on a broad range of metals, including stainless and other hard alloys. An excellent "all-purpose" grinding spec.

**HIGH  
PERFORMANCE**

- Maximum Productivity
- Exceptional Value
- State Of The Art Engineering

**A24/30T-Heavy Duty**

Often copied, but never equaled, A24/30T is the most rugged wheel in the industry. Flexovit's A24/30T delivers the longest life of any aluminum oxide wheel without sacrificing aggressive grinding action. Your best choice for tough applications such as beveling and edge or flame cut grinding. This durable wheel can dramatically reduce your abrasive cost.

**Concrete  
C24/30P-Heavy Duty**

Made with silicone carbide grain, C24/30P is designed for all concrete and masonry applications. Also offers fast grinding action on non ferrous metals.



Use on  
Angle Grinders



Dimensions Dia. X Thk. X Arbor	Max RPM	Metal, Stainless		Concrete Heavy Duty C24/30P	Box/Crt. Qty.
		Fast Grind A30S	Heavy Duty S24/30T		
3" X 1/4" X 3/8"	20,000	A0054			25/100
4" X 1/4" X 3/8"	15,000	A0414			25/100
4" X 1/4" X 5/8"	15,000	A0414	A0406		25/100
4-1/2" X 1/4" X 7/8"	13,300	A1236	A1226	A0396	25/100
4-1/2" X 1/4" X 5/8"-11	13,300	A1236H	A1226H	A1257	25/100
5" X 1/4" X 7/8"	12,000	A2236	A2226	A1257H	10
5" X 1/4" X 5/8"-11	12,000	A2236H	A2226	A2239	10
6" X 1/4" X 7/8"	10,000	A3236		A2239H	10
6" X 1/4" X 5/8"-11	10,000	A3236H			25
7" X 1/4" X 7/8"	8,600	A5356	A5301	A5446	25
7" X 1/4" X 5/8"-11	8,600	A5356H	A5301H	A5446H	25
7" X 5/16" X 7/8"	8,600		A5551		10
9" X 1/4" X 7/8"	6,800	A8353	A8301	A8446	25
9" X 1/4" X 5/8"-11	6,800	A8353H	A8301H	A8446H	25
9" X 5/16" X 7/8"	6,800		A8619		10



## TYPE 1 CHOP-SAW / MITER-SAW WHEELS FOR CUTTING ONLY

### Metal, Stainless A30RB-Fast Cut



An optimum mix of cutting speed and wheel life makes this an excellent "general purpose" wheel for profiles and solids in carbon or alloy steels.

### A30SB-Long Life

Extended wheel life, particularly for lighter gage cutting in steel and alloys.

### C30UB-Heavy Duty

Excellent for cutting tiles, concrete blocks and brick.

## HIGH PERFORMANCE

- Maximum Productivity
- Exceptional Value
- State-of-the-Art Engineering



Use On  
Chopsaws



Type 1

Dimensions Dia. X Thk. X Arbor	Max RPM	Metal, Stainless		Concrete	
		Fast Cut A30RB	Long Life A30SB	Heavy Duty C30UB	Box Qty.
10" X 3/32" X 5/8"	6,112		F3579		10
10" X 1/8" X 5/8"	6,112	F3941		L3818	10
12" X 3/32" X 1"	5,092		F4808		10
12" X 3/32" X 1"	5,092	F4818			10
14" X 3/32" X 1"	4,365	F5521			10
14" X 3/32" X 1"	4,365		F5527		10
16" X 3/32" X 1"	3,820	F6521			10

### Stainless A30QB-Free Cut



When cutting stainless or other hard alloys, or for getting through large solids without bogging down in the cut, use this exceptionally fast cutting specification.

### Drywall Stud A30TB-Clean Cut

Stands up to the wearing action of sharp metal edges. This wheel cuts more drywall bundles per dollar than any other products.



Type 1

Dimensions Dia. X Thk. X Arbor	Max RPM	Stainless	Drywall Stud	Box Qty.
		Fast Cut A30QB	Clean Cut, Max Life A30TB	
12" X 3/32" X 1"	5,092	F4819		10
14" X 3/32" X 1"	4,365	F5523		10
14" X 3/32" X 1"	4,365		F5528	10
16" X 3/32" X 1"	3,820		F6579	10



- Job Focused
- Peak Performance

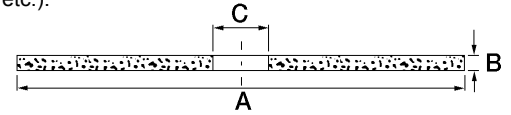
## .045 HIGH SPEED CUT-OFF WHEELS TYPE 1



### A60S

- Thin .045 Width
- Use With Reusable 5/8"-11 Adapter to Fit Right angle Grinders
- Extremely Fast Cutting With Long Life

Ferrous and/or Non-Ferrous Metals (Iron, Steel, Welds, etc.).



## A46N Aluminum (Non-Ferrous Metals)

- Aluminum Oxide Grain
- Soft Bond for Aggressive Cutting Without Loading
- Use With Reusable 5/8"-11 Adapter to Fit Right Angle Grinders

Non-Ferrous Metals (Aluminum, Copper, Brass, etc.).



Size						
A Dia.	B Width	C Bore	Max RPM	Qty. Per Box	Qty. Per Ctn.	Lbs. Per Box
4"	.045	5/8"	19,000	50	200	4
4-1/2"	.045	7/8"	13,300	50	200	4
5"	.045	7/8"	12,200	50	200	6
6"	.045	5/8"	10,200	50	200	8
6"	.045	7/8"	10,200	50	200	8
7"	.045	5/8"	8,500	50	200	14

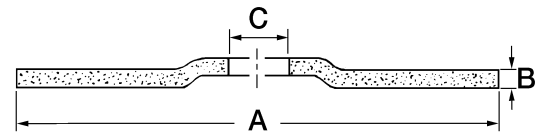
## DEPRESSED CENTER .045 CUTTING WHEELS TYPE 27



### A60S

- Thin .045 Width
- Special Aluminum Oxide Grain
- Hard Bond for Extremely Long Life
- Fast, Burr-Free Cutting

Ferrous and/or Non-Ferrous Metals (Iron, Steel, Welds, etc.).



## A46N Aluminum (Non-Ferrous Metals)

- Aluminum Oxide Grain
- Thin .045 Width
- Soft Bond for Aggressive Cutting Without Loading

Non-Ferrous Metals (Aluminum, Copper, Brass, etc.).



Size						
A Dia.	B Width	C Bore	Max RPM	Qty. Per Box	Qty. Per Ctn.	Lbs. Per Box
4"	.045	5/8"	19,000	50	200	4
4-1/2"	.045	7/8"	13,300	50	200	4
5"	.045	7/8"	12,200	50	200	6
6"	.045	7/8"	10,200	50	200	8
7"	.045	7/8"	8,500	50	200	14

Note: Reusable 5/8"-11 adapter for use on Type 1 and Type 27 reinforced wheels with a 7/8" arbor, a maximum diameter of 5" and a wheel thickness of .045 to 1/8" available.

**Wheels can be mounted to right angle grinders with standard Type 27 flanges**